

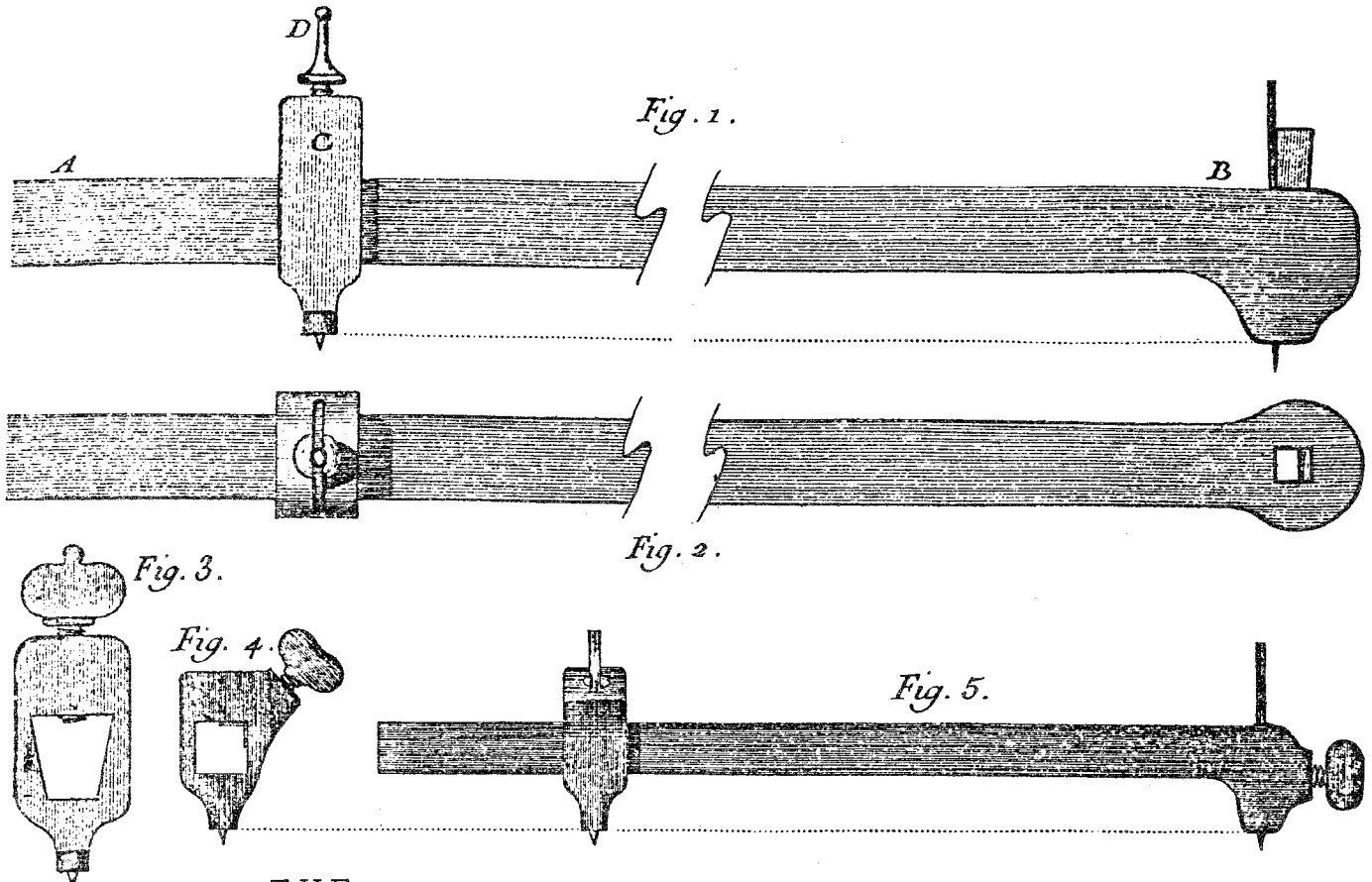
The TOOL SHED

Number 10



Nov. 1979

A Journal of Tool Collecting published by CRAFTS of New Jersey



THE
BEAM COMPASS "CUTTER"
by Raymond R. Townsend

The beam compass "cutter" is used for cutting arched pieces in marquetry that are later glued on a solid piece.¹ The tool can be made of wood, as in Figures 1 (side view), 2 (top view) and 3 (box); or "better" of iron as in Figures 4 (box) and 5 (side view). The latter is used especially for cutting small parts.

Both consist of a rod AB, Figure 1, with a throat constructed at one end for placing the iron cutter, secured by a wedge as shown in figure 1.² The best means of securing the iron is by a set screw D, Figure 5, but used only when the tool is of iron or brass.³

cont'd. on Pg. 2

MEETING ON NOVEMBER 18, AT FIELD HOMESTEAD

The next meeting of CRAFTS of New Jersey will be held on Sunday, November 18, from 2:00 to 5:00 p. m., at the Field Homestead, 260 River Road (Rte. 18) in Piscataway.

The program for the afternoon will feature a talk and demonstration of "Basic Blacksmithing" by Carl Sunberg, assisted by Harry O'Neill.

Bill Gustafson will preside over the "Whatsit?" identification, and the meeting will conclude with the "Swap & Sell."

Members are asked to bring a favorite blacksmith tool and a question to the meeting. Also, do not forget to bring an item for the "Whatsit?" program.



Collectors of Rare and Familiar Tools Society
of New Jersey

PRESIDENT _____ Stephen Zluky, Whitehouse
VICE PRESIDENT _____ Harry J. O'Neill, Annandale
SECRETARY _____ Robert Fridlington, Cranford
TREASURER _____ C. Carroll Palmer, Plainfield

Membership in CRAFTS is open to anyone interested in early trades and industries, and the identification, study, and preservation of tools and implements used and made in New Jersey. Annual dues are five dollars for the membership year of July 1 to June 30. Membership fees may be sent to the Treasurer: C. Carroll Palmer, 725 Pemberton Ave., Plainfield, N.J. 07060.

The Tool Shed
Published five times per year for members of CRAFTS of New Jersey. Editors: Larry Fuhro, 417 Bartlett St., Roselle, N.J. 07203; Robert Fridlington, 8 Keith Jeffries Ave., Cranford, N.J. 07016. Contributions, especially about New Jersey tools and trades, are welcomed.

cont'd. from Fig. 1~

A rod A goes through a head or box C, Figure 1, with the point underneath and is held by a set screw D, "much better than the wedge used by house carpenters." Striking the wedge to secure the box generally disturbs its position "which must be avoided." A better method is to make the mortise of the box and the rod more narrow at the bottom than at the top, causing the rod to hold more firmly when fastened by the screw, Figure 3.

The box screw of the iron compass may be placed at an angle, as in Figure 4. This is more solid than placing it above or on a side. A bushing is placed in the interior of the box (this can be seen in Figure 4) that assures pressure against all four sides.

"As to the manner of using the beam compass, it is easy." Place the point at the center of the part to be cut and lengthen the head along the rod to the given arch, as E to F, Figures 6 and 10. Then the box is held firmly by the left hand and the right hand is used to move the head of the compass until the piece is cut.

If it is feared that the point of the compass may damage the work, a piece of small thin wood can be glued at the place of entry of the point.

Fig. 6.




Fig. 7.

Fig. 8.

Fig. 9.


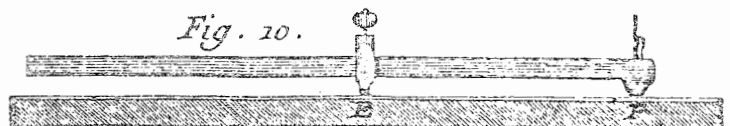


Fig. 10.



Also used in the compass besides ordinary cutting irons, Figure 7, are irons made as saws, Figure 8, and files, Figure 9 (note the file part of the blade appears as an ordinary file).

The saw and file blades are used for enlarging rough and uneven parts that

should be straight. Roubo considered these the best and most "perfect" methods of cutting "free and clear" so the arched parts are exactly parallel to each other.

Notes

¹The source for this article is Andrew-Jacob Roubo, L'Art du Menuisier en Meubles (Paris, 1769-1775), Sect. I, No. III, Découper les pieces cintrées, &c., pp. 847-848. Le compas à verge, translated as a beam compass or tram-mel, is well known to woodworkers. I have added the word "cutter" to distinguish this one as a cutting instrument rather than an instrument for describing circles too large for ordinary compasses.

²The throat is made sloping, similar to that of a plane.

³Roubo uses the word "cuivre" (singular), generally translated as copper. However, I feel that this tool would certainly not have been made of copper, but of brass.

(Ed. note: The above article is reprinted from The Petite Gazette, Vol. V, No. 4, September 17, 1979. The Gazette contains "tid-bits of useful knowledge for tool collectors" and is published by CRAFTSMAN Raymond R. Townsend of Williamsburg, Va., whenever time, mood, and tid-bits allow.)

MOCKRIDGE & SON

The following is reprinted from Industries of New Jersey, Part V, Essex County, Including City of Newark (1882):

"Mockridge & Son, Manufacturers of Planes and Dealers in Builders' Hardware and Mechanics' Tools, No. 235 Washington Street. --As long ago as the year 1835 the father of Mr. Oscar B. Mockridge and Charles Francis established this business and conducted it successfully until 1868, when Mr. Francis retired from the business and the firm assumed the name of Mockridge & Son, as at present. Mr. Oscar B. Mockridge, the son, was taken into partnership in 1866. The firm continued under the name of Mockridge & Son up to 1872, when the

A MORTISER ?

Ray Townsend, whose article on the beam compass appears in this issue, certainly keeps busy.

While attending the recent EAIA meeting, he managed to find time to do some tool research in the Winterthur library. Among other things, he searched through the nineteenth-century editions of the Newark, N. J., city directories looking for the names of tool makers. Some excerpts from these directories are reproduced here.

He also ran across an interesting craftsman. In the Directory of Newark, for 1835-6 found the name of one Wilcox Knapp, whose occupation was listed as "mortiser."

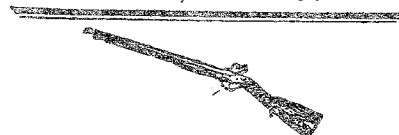
Has anyone ever heard of a "mortiser" before, or heard of mortising as a specialized craft?



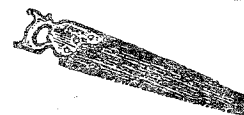
PLANE MANUFACTURERS.

MOCKRIDGE & FRANCIS,
Tool Store, and Manufacturers of Planes and Coach
Tools, 147 Washington street.
Abraham Mockridge, Elias Francis.

GEORGE W. ANDRUSS,
Wholesale and retail Plane Manufacturer, 156 Washing-
ton street, near Market.



AARON BALDWIN,
Gun Smith and Saw Filer, 53 Bank street.



SILAS G. EMES, Saw Filer, 12 Church street.

father died, and the business passed into the hands of the son, as at present. The building occupied is 16 X 50 feet in dimensions, with two floors and a basement in use. Planes of all kinds are manufactured and supplied to the trade at the closest figures for good stock, while they are fully guaranteed in every particular. The best of material is used in their manufacture, and the workmanship

NEW JERSEY TOOL MAKERS

As our members are aware, Alex Farnham has been compiling a list of New Jersey tool makers. Some months ago, he printed the names he had at that time in the EAJA Chronicle (March, 1979, p. 11). Although additions have been slow in coming, there have been enough to warrant an updated list.

Alex is anxious to obtain additional information on those listed (addresses, dates, photos, etc.) and, of course, would be delighted to receive new names. He is particularly interested in identifying tool makers in the villages and small towns of New Jersey.

If you have any information, please send it to:

Alexander Farnham
Box 365, R.D. 2
Stockton, NJ 08559

TRENTON

Fisher & Norris, 1847-1960.....Anvils
American Saw Co., before 1876....Saws
John A. Roebbling's Sons Co.... Alligator
Wrench

NEWARK

Heller Bros., 1836....Blacksmith Tools
Benjamin Atha & Co., 1875.. Blacksmith
Tools
A. Mockridge and Elias Francis, before
1836..... Planes and Routers
Parkhurst and Co..... Planes
G. W. Andruss..... Planes
S. E. Farrand.....Planes
Farrand & Gould..... Planes
S. Jagers.....Ivory Rules
George Williams..... Tools
Wm. Johnson, before 1876.....Tools
P. Quigly..... Tools
P. Lowentraut, before 1876..... Tools
L. A. Sayre.....Edge Tools
J. Garside.....Spirit Levels
C.S. Osborn & Co., 1826..... Saddle
and Harness Tools
H. F. Osborn..... Harness Tools
Richardson Bros., before 1876.... Saws
Geo. Wheatcroft, before 1876..... Bit
Brace, Spoke Shave
M. Price, before 1876..... Axes and
Edge Tools

Wm. White, before 1876.....Axes,
Hatchets, Adzes, Picks

J. and E. Meeker, before 1850... Plows

OTHER LOCATIONS

S. C. Cook, New Brunswick..... Planes
E. Danberry, New Brunswick.... Planes
N. Norton, Camden..... Planes
Gage Tool Co., Vineland.... Self-Setting
Planes

Wm. Knott, Essex County.. Draw Knives
A. Bunnell, Plainfield..... Files
Applegate, Salem County.. Grain Cradles
H. Weston, Weston's Mill, Middlesex

County.... Shovels, Hoes, and Forks
John Young, Rocksbury.....Plows
Hiram Deats, 1831, Quakertown...Plows
Geo. F. Green, 1856-1914, Flemington
.....Fish Gig and Shoe Last Jack

James T. Astle, 1830-1914, Annandale
.....Mill Picks

G. W. Astle, 1861-1941, Annandale. Mill
Picks, Facing Hammers, and Mason's
Tools

Wm. McKinnon, 1845, Rockaway... Axes
McKinnon Bros., Rockaway..... Axes
McKinnon Rockaway Axe Co., 1907
.....Axes

J. H. Blanchard & Co., Rockaway..Axes

cont'd. from Pg. 3 ~ Mockridge

and finish are of the first order, giving them a well merited popularity over many other makes. Mr. Mockridge also carries a large and valuable stock of builders hardware and mechanics' tools of all kinds, which he sells at the lowest cash prices. His trade in planes comes from all parts of the country, while the hardware trade is chiefly local. Every attention is given to orders by mail or otherwise, and promptness and reliability characterize this house and make it a desirable one with which to form business relations. Mr. Mockridge is a native of the city of Newark, and is well and favorably known in business and social circles. He is an enterprising manufacturer and dealer, and merits the substantial success that has already crowned his active efforts."